


Bonitas

**BONITAS
MEDICAL FUND
ANNEXURE A**

BONCAP

2023



[Signature]

CONTRIBUTIONS
(With effect from 1 January 2023)
(unless otherwise specified below)

1. Basis of contributions payable

All members

Contributions payable in respect of a member shall be determined in accordance with the contributions Table below.

2. A member's total contributions shall be –

2.1 The relevant contribution as set out in the table below

2.2 The contributions in respect of a member's registered dependants who are 21 years of age or older

2.3 The contributions in respect of a member's registered dependants who are under 21 years of age, plus


3 Contributions Table for members on BonCap.

3.1 the relevant contribution in column A of the table below according to the member's income category; plus

3.2 contributions in respect of a member's registered dependants who are 21 years of age or older as set out in column B of the table in 3.4.


3.3 contributions in respect of a member's registered dependants who are under 21 years of age as set out in column C of the table below.

3.4 In the event that a member's income changes during the course of a benefit year, thus placing the member in a higher/lower income category for contribution purposes, the member shall immediately inform the Scheme of such change and the Scheme shall affect such adjustment to the higher/lower income band from 1 January of the following benefit year.




Page 2 of 5

- 3.5 Income verification is conducted on an annual basis and the relevant supporting documentation must be submitted. Should the necessary documentation not be received timeously, the member's contribution will be defaulted to the highest income category.

BONCAP**01 January to 31 March 2023:**

INCOME CATEGORY	MONTHLY INCOME	CONTRIBUTIONS		
		Column A Member	Column B Adult Dependant 21 years of age or older *See Note 1	Column C Child Dependant under 21 years of age* *See Note 2
100	R0 - R750	R780	R780	R780
300	R751 to R10 020	R1 274	R1 274	R600
500	R10 021 to R16 270	R1 507	R1 507	R693
900	R16271 to R21 160	R2 429	R2 429	R919
1000	R21 161+	R2 982	R2 982	R1 131

01 April to 31 December 2023:

INCOME CATEGORY	MONTHLY INCOME	CONTRIBUTIONS		
		Column A Member	Column B Adult Dependant 21 years of age or older *See Note 1	Column C Child Dependant under 21 years of age* *See Note 2
100	R0 - R750	R838	R838	R838
300	R751 to R10 020	R1 368	R1 368	R644
500	R10 021 to R16 270	R1 619	R1 619	R744
900	R16 271 to R21 160	R2 609	R2 609	R987
1000	R21 161+	R3 203	R3 203	R1 215

***Note 1:** excluding students at a registered tertiary institute up to and including the last day of the calendar month that the dependant turns 24 years of age, and mentally and/or physically disabled dependants up to and including the last day of the calendar month that the dependant turns 21 years of age.

****Note 2:** including students at a registered tertiary institute up to and including the last day of the calendar month that the dependant turns 24 years of age, and mentally and/or physically

disabled dependants up to and including the last day of the calendar month that the dependant turns 21 years of age.

4. Time for payment of contributions

The total contributions (i.e. member and employer contributions) shall be payable to the Fund by not later than the first day of the month to which they relate (i.e. in advance), unless the Principal Officer determines that contributions payable by any member or group of members shall be payable to the Fund by not later than the first day of the month following the month to which they relate (i.e. in arrears).


5. Premium penalties for persons joining late in life

5.1 The Fund may apply premium penalties to a late joiner and such penalties must be applied only to the portion of the contribution related to the member or any adult dependant who qualifies for late joiner penalties.

Late joiner penalties are only applicable to members and adult dependants who are 36 years and older.

5.2 The premium penalties referred to in paragraph 6.1 shall not exceed the following bands:

Penalty bands	Maximum Penalty
1 - 4 years	0.05 x contribution
5 - 14 years	0.25 x contribution
15 - 24 years	0.50 x contribution
25 + years	0.75 x contribution



5.3 To determine the applicable penalty band to be applied to a late joiner in terms of the first column of the table in paragraph 6.2 the following formula shall be applied:

A = B minus (35+C) where

“A” means the number of years referred to in the first column of the table in paragraph 5.2 for purposes of determining the appropriate penalty band;

“B” means the age of the late joiner at the time of his or her application for membership or admission as a dependant; and

“C” means the number of years of creditable coverage which can be demonstrated by the late joiner.

5.4 Where an applicant or his or her dependant produces evidence of creditable coverage after a late joiner penalty has been imposed, the Fund shall recalculate the penalty and apply such revised penalty from the time such evidence is provided.

5.5 Late joiner penalties may continue to be applied upon transfer of the member or adult dependant to other medical funds.

